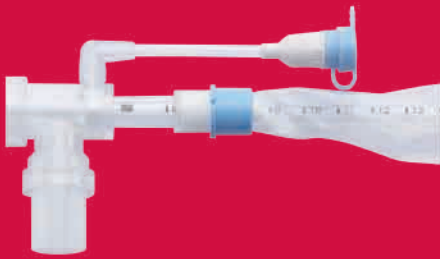
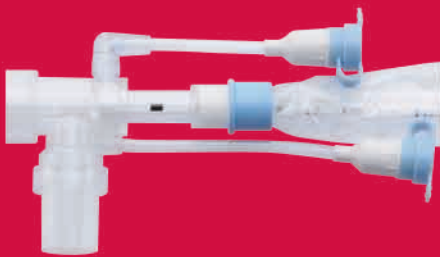


for
Adults



SC2 Type

Closed Suction Catheter with One-Way Irrigation Port is the most frequently ordered model for healthcare sectors.




SC3 Type

Closed Suction Catheter with One-Way Irrigation Port and an additional MDI Port provides all functions for patients requiring suction treatments.

BIOTEQ[®]

**Closed
Suction
Catheters**



Smoothed Tip

Minimizes the damage on mucus membrane to the lowest level.



Double Swivel Connectors

Allow 720-degree adjustment on tubing angles to improve patients' comfort.



Additional MDI Port

Provides another access of medication for medical staff.



BIOTEQ Closed Suction Catheter

Offers tracheostomy patients and endotracheal intubated patients a more comfortable suction procedure without breaking up the oxygen support. Furthermore, with **BIOTEQ Suction Jet Closed Suction Catheters**, healthcare practitioners are able to reduce the catheter change frequency from current every 24 hours down to every 72 hours. Such change helps hospitals effectively not only control the healthcare cost but also lower the cross contamination rate.

Durable Valve

Stands 500 times insertion and withdrawal manipulation.



One-way Irrigation Port

Helps not only maintain the air circuit pressure but also take the injection of normal saline to clean up the catheter after each suction procedure.





Color Coded Control Button

Follows ISO standard that helps healthcare providers identify correct catheter size with just one glance.



Ergonomic Control Button

Takes only single move to manipulate the suction source.



Day-of-change Sticker

Reminds caregivers the correct day for changing a new catheter.

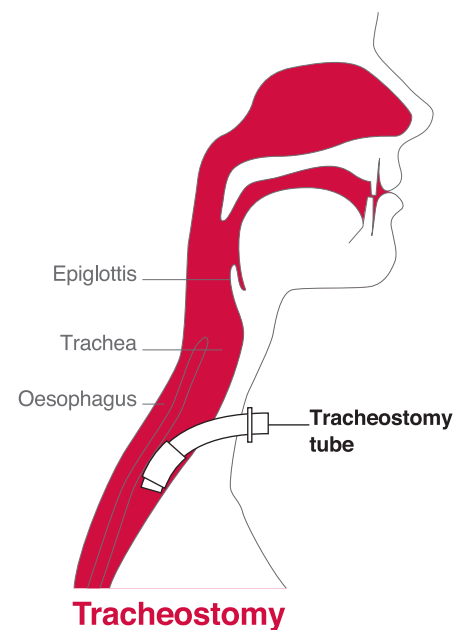
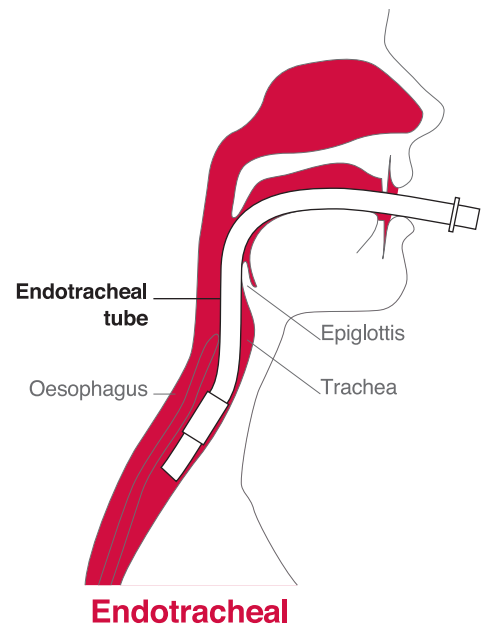
Catheter Sleeve

Fully covers the suction catheter for better protection on both healthcare practitioners and the patients. Meanwhile, the transparency and the softness of the material offer easy operation for the procedure.



Withdraw Mark

Assists medical staff to park the catheter tip at the correct position for thorough cleaning.



Suction Jet Closed Suction Catheters

Model	Catheter Size	Length(mm)	Control Button	Type
BT-SC2-1054D7	10 Fr/3.3mm	540	● Black	Double Swivel
BT-SC2-1254D7	12 Fr/4.0mm		○ White	Endotracheal
BT-SC2-1454D7	14 Fr/4.6mm		● Green	One-way Irrigation Port
BT-SC2-1654D7	16 Fr/5.3mm		● Orange	
BT-SC3-1054D7	10 Fr/3.3mm	540	● Black	Double Swivel
BT-SC3-1254D7	12 Fr/4.0mm		○ White	Endotracheal
BT-SC3-1454D7	14 Fr/4.6mm		● Green	MDI Port
BT-SC3-1654D7	16 Fr/5.3mm		● Orange	One-way Irrigation Port
BT-SC2-1036D7	10 Fr/3.3mm	360	● Black	Double Swivel
BT-SC2-1236D7	12 Fr/4.0mm		○ White	Tracheostomy
BT-SC2-1436D7	14 Fr/4.6mm		● Green	One-way Irrigation Port
BT-SC2-1636D7	16 Fr/5.3mm		● Orange	
BT-SC3-1036D7	10 Fr/3.3mm	360	● Black	Double Swivel
BT-SC3-1236D7	12 Fr/4.0mm		○ White	Tracheostomy
BT-SC3-1436D7	14 Fr/4.6mm		● Green	MDI Port
BT-SC3-1636D7	16 Fr/5.3mm		● Orange	One-way Irrigation Port

*Suction Jet series are designed for 72 hrs usage.

Closed Suction Catheters

Model	Catheter Size	Length(mm)	Control Button	Type
BT-SC1-1054	10 Fr/3.3mm	540	● Black	Double Swivel
BT-SC1-1254	12 Fr/4.0mm		○ White	Endotracheal
BT-SC1-1454	14 Fr/4.6mm		● Green	
BT-SC1-1654	16 Fr/5.3mm		● Orange	
BT-SC2-1054	10 Fr/3.3mm	540	● Black	Double Swivel
BT-SC2-1254	12 Fr/4.0mm		○ White	Endotracheal
BT-SC2-1454	14 Fr/4.6mm		● Green	One-way Irrigation Port
BT-SC2-1654	16 Fr/5.3mm		● Orange	
BT-SC3-1054	10 Fr/3.3mm	540	● Black	Double Swivel
BT-SC3-1254	12 Fr/4.0mm		○ White	Endotracheal
BT-SC3-1454	14 Fr/4.6mm		● Green	MDI Port
BT-SC3-1654	16 Fr/5.3mm		● Orange	One-way Irrigation Port
BT-SC1-1036	10 Fr/3.3mm	360	● Black	Double Swivel
BT-SC1-1236	12 Fr/4.0mm		○ White	Tracheostomy
BT-SC1-1436	14 Fr/4.6mm		● Green	
BT-SC1-1636	16 Fr/5.3mm		● Orange	
BT-SC2-1036	10 Fr/3.3mm	360	● Black	Double Swivel
BT-SC2-1236	12 Fr/4.0mm		○ White	Tracheostomy
BT-SC2-1436	14 Fr/4.6mm		● Green	One-way Irrigation Port
BT-SC2-1636	16 Fr/5.3mm		● Orange	
BT-SC3-1036	10 Fr/3.3mm	360	● Black	Double Swivel
BT-SC3-1236	12 Fr/4.0mm		○ White	Tracheostomy
BT-SC3-1436	14 Fr/4.6mm		● Green	MDI Port
BT-SC3-1636	16 Fr/5.3mm		● Orange	One-way Irrigation Port